



CAPTURE BOARD

The future of white boarding



CAPTURE BOARD



Crystal Clear
conversion of your
writing into digital
form



Instant Saving
Function



Real Time/ Live
View



Unlimited Sharing



USB Powered/
Very low power
consumption



Portable and Easy
Maintenance



Compatible with any
Video and Audio
Conferencing APP



Easy Installation



CAPTURE BOARD



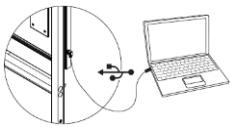
Available on Windows,
Android and iOS system



Dry Erase Surface for
seamless white
board writing



Aluminum Frame available
for gray and black



USB port for
Laptop/PC/Windows
Tablet Connection



Hotkeys (Save, Zoom and
Marker Color)



Cap Tray for Marker
and Eraser



Steel Easel Available in
Gray, White, Blue and Red



360 movable wheels
with lock function

SYNC

Connect to cloud and
Sync your writings to
other devices located
nearby or remote.

SAVE

Instantly save your
writings into a Digital
Form (JPG, PNG) to
your Laptop, PC ,
Tablet or Mobile
Phones

SHARE

Share your saved
writings for later
review via email or
any messenger apps
available



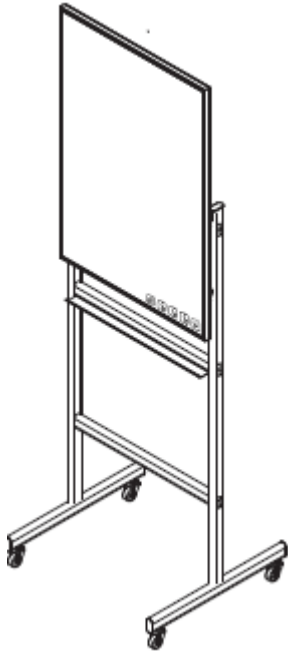
CAPTURE BOARD



Available on Windows,
Android and iOS system

HOST

CLIENT

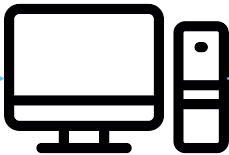


Cloud Server



USB

LAN/WIFI / Mobile
Broadband



CAPTURE
BOARD



Capture Board APP

Install APP on both
HOST and CLIENT
devices.



CAPTURE BOARD

Software Literature

SYNC

Allows you to conduct remote meetings and classes. By utilizing this function, as a host you'll be able to sync your writings from the board to unlimited number of devices (Laptop, PC's Tablet and Mobile Phones) with-out location restriction. As a User/Client, by Installing Capture Board app in to your devices and logging in your assigned user/client account you'll be able to connect to a designated host account and directly receive data's coming from the board written by your host.

Save

As a host account, you'll be able to save your data's into a local database. By clicking the save function located on the lower right corner of the board, a sub folder will be instantly created under "Administrator - Pictures - Capture Board "or into your preferred folder location. All data's written on the board will be saved as PNG file. **Note: All data's will be save into the host device (Laptop, Windows tablet, PC) ONLY and not on a cloud server.**

As a client/user account, by clicking the save function located on the APP interface, you'll also be able to individually save the data's written by your host on the board. All save data's will be save directly on to you mobile device photo folder.

Share

As host account, you'll be able to share and re-share previously saved data's via email or any messaging app. This can be done by accessing your gallery folder.

As a client/user account, you can share previously saved data's on your mobile device via email and any messaging apps. This can be done by clicking the gallery function on the APP interface.

Virtual Meeting Room

Meeting room can only be set up by Host Account who has the Capture Board connected on a laptop, windows tablet or PC via USB. Once the host, started a meeting room, all client/user with accounts interlinked to the host will be able to see the recently opened meeting room. The HOST has the option to set an ID and PASSWORD on the meeting room to put restriction and limit the number of participants, otherwise allowing all client/user with account interlinked to the host to have an access to data's written on board.

For example, 9 client account interlinked to 1 host account. The host opened a meeting room and set an ID and Password restriction. All 9 client accounts will be able to see the newly opened meeting room but needs the password to have a full access of the data's created during the duration of the meeting. The HOST could then privately choose its participants by providing them with the password.

Cloud Server

Please take note that CLOUD SERVER functions ONLY as a linkage between HOST account and CLIENT account and NOT as CLOUD DATA SERVER. All Data's created on each meeting will be save on HOST and CLIENT devices local folders.

Work Offline

Capture board will still function even with out internet. As long as your board is connected to your computer, all your writings will be instantly saved and can be share later on once you have connected to the internet via email or any other messaging apps.



CAPTURE BOARD

Total Collaboration

(Audio, Video and Screen Sharing)

- Capture Board APP is compatible with all the existing collaboration software in the market with Video and Audio and Screen Sharing functions.
- Just install both Capture Board and mentioned collaboration app in your devices and conduct a totally collaborative and interactive meeting or classes.
- Record videos of your meeting by accessing the video recording function of each app.



TeamViewer



zoom



Winnov

BlueJeans



Note: Please click the icon to visit website for more information

Video/ Audio

Video/Audio Conference with the whole team while sharing your white board content at the same time

Real Time Collaboration

Everyone can make their own note on your writings by simply using the annotate function embedded on each APP

Video Recording

Record videos of your meetings or Classes then save it to your device for later review



CAPTURE BOARD

Account Management

Capture Board is designed to process information from 1 host to an unlimited number of users all in a real time process. Please see below for account pricing

Standard

- 10 account
- 1 host , 9 clients
- FREE for every unit of Capture Board

FREE

PREMIUM

- 50 account
- 1 host , 49 clients

+20 USD

Community

- 100 account
- 1 host , 99 clients

+30 USD

For more accounts, please contact manufacturer or your nearest dealer of distributor